

CLASS OF 2018

First Destination Graduate Follow – Up Survey

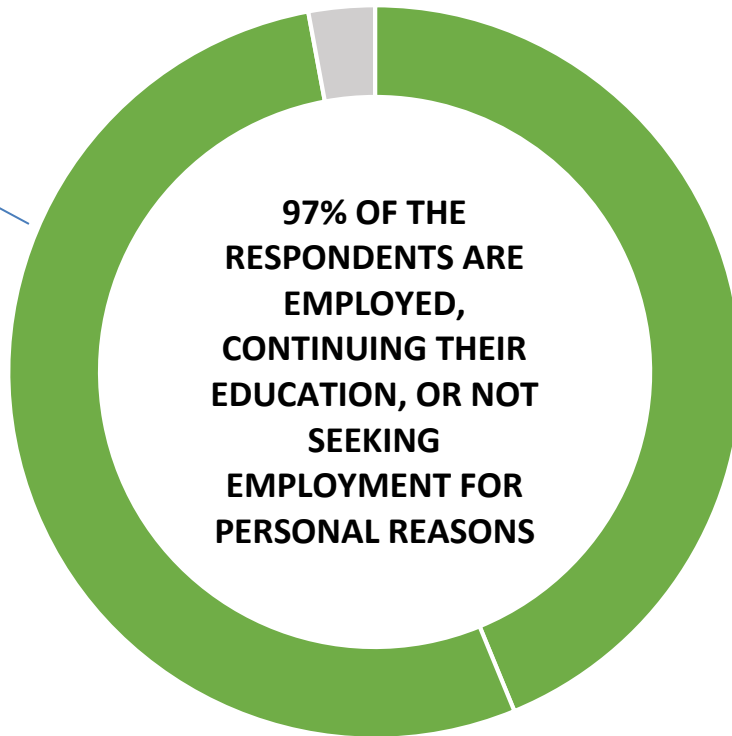


Pennsylvania Highlands Community College

Career Services Center

SURVEY RESULTS AT A GLANCE

⇒ 63% of the 217 members of the class of 2018 responded to the follow-up survey ←




53% of the responding graduates continued their education

44 % of the responding graduates entered the workforce or are not actively seeking employment

Continuing Education

»80% of the A.A. & A.S. respondents transferred
 »28% of the A.A.S respondents transferred




Respondents who continued their education enrolled in 25 different institutions. The top schools include:

- ✚ Indiana University of Pennsylvania
- ✚ Saint Francis University
- ✚ Mount Aloysius College
- ✚ University of Pittsburgh
- ✚ University of Pittsburgh at Johnstown


Employment

»82% of employed students are working full-time
 »18% of employed students are working part-time



Graduates are working for a wide variety of employers including:

- ✚ Alternative Community Resource Program (ACRP)
- ✚ Conemaugh Health System
- ✚ In-Shore Technologies
- ✚ The Learning Lamp
- ✚ West Penn Power



Graduates in the following occupations reported the highest salaries:

- ✚ Assistant Manager
- ✚ Fabricator/Welder
- ✚ Histotechnician
- ✚ Radiologic Technologist
- ✚ Substation Electrician

2018 FIRST DESTINATION GRADUATE SURVEY

Career Services Center

Larry Brugh
Dean of Career Services and Workforce Education

Cara Moyer
Career Counselor

Pennsylvania Highlands Community College Community College is an equal opportunity education institution and will not discriminate on the basis of race, color, national origin, sex, sexual orientation, or disability in its activities, programs or employment practices as required by Title VI, Title IX and Section 504.

For information regarding civil rights or grievance procedures, contact Human Resources (contact information below). If a student believes he/she has been discriminated against in violation of Titles VI and VII of the Civil Rights Act of 1964, as amended; Title IX of the Education Amendments of 1972; the Americans With Disabilities Act (ADA) of 1990, Section 504, or any applicable law and ordinance of the Commonwealth of Pennsylvania, he she must report the incident to: Human Resources, 101 Community College Way, Johnstown, PA 15904, (814) 262- 3833.

Pennsylvania Highlands Community College provides reasonable accommodations, auxiliary aids, and support services for students with documented disabilities that are based upon the student's disability documentation and functional limitations. If you have questions regarding accommodations please contact the Student Success Center at (814) 262 – 6451.

INTRODUCTION

The Career Services Center at Pennsylvania Highlands Community College surveyed the previous year's graduates to track and document "first destination" outcomes of graduates from the class of 2018.

The information regarding the current status of the class of 2018 was obtained by email through a survey monkey link, hard copy mailings, phone calls, and text message notification that contained a survey monkey link. In addition, a college transfer information report was pulled from the National Student Clearinghouse, obtaining up-to-date information on the number of Penn Highlands students who enrolled in another college/ university to continue their education. These contacts yielded a 63% response rate over the course of the time frame of May 2018- April 2019.

Career Oriented Programs (Associate of Applied Science, Certificate, Diploma)

Sixty-nine (69%) percent of respondents indicated they are employed in their field of study, employed in another field, or are not actively seeking employment at this time. Twenty-eight (28%) percent of respondents indicated they have enrolled in a college or university.

Transfer programs (Associate of Arts, Associate of Science)

Eighty (80%) percent of respondents indicated they have enrolled in a college or university. Sixteen (16%) percent of the graduates either reported finding employment in their field of study or that they are not actively looking to transfer and/or find employment for personal reasons.

In summary, based upon the data from responding 2018 graduates ninety-seven (97%) percent of respondents are employed, not seeking employment for personal reasons, or pursuing additional education. Three (3 %) percent of the responding graduates indicate they are actively seeking employment at this time.

Out of the forty-three (43%) percent of respondents who indicated they had utilized the services provide by the Career Services Center, eighty-six (86%) percent rated the services they received to be good to excellent. The top services used by graduates included: résumé and cover letter writing, interview skills, and on-campus job fair.

The following text provides two different types of information about our 2018 responding graduates. The first section contains a breakdown by division and department of the current status of the respective graduates. The second section lists the employers of those working in their fields or job title information and the name of the institutions the graduates indicate they plan to transfer to continue their education.

Summary Overview

Number of Degrees Awarded	220	Overall Response Rate	63%
Number of Individual Graduates	217		
Total Number of Responses	137		

	Total Awarded	Returned Surveys	Program Response Rate
Associate of Art & Associate of Science	91	66	73%
	Responses		Response Rate
Transferred	53		80%
Employed	5		8%
Employed in Unrelated Field	3		5%
Not Actively Seeking Employment or to Transfer at this Time	3		5%

	Total Awarded	Returned Surveys	Program Response Rate
Associate of Applied Science, Certificate & Diploma	129	71	55%
	Responses		Response Rate
Transferred	20		28%
Employed	39		55%
Employed in Unrelated Field	6		8%
Not Actively Seeking Employment or to Transfer at this Time	4		6%

Unemployed & Seeking Employment	4		3%
---------------------------------	---	--	----

Graduates employed, pursuing additional education, or not seeking employment due to personal reasons from the 63% sample group surveyed.	97%
--	------------

CAREER SERVICES SATISFACTION:	Career Services	Response
	Use	Rate
Use of Career Services	59	43%
Services Used (students checked all that applied)		
Resume/Cover Letter Writing Skills	39	66%
Interview Skills	38	64%
Career Exploration / Self-Assessment	18	31%
Job Search Assistance	10	17%
Career Planning Workshops/Events	6	10%
Internship Referral	5	8%
Off-Campus Career Fair	2	3%
On-Campus Career Fair	26	44%
Career Services Ratings		
Excellent	35	59%
Good	16	27%
Satisfactory	8	14%
Poor	-	-

SALARY INFORMATION FOR GRADUATES EMPLOYED IN THIER FIELD OF STUDY:	Salary	Response
	Responses	Rate
	34	77%
Median Salary Range	\$24,000- 29,000	
Part- Time Salary Ranges		
\$12,000 to \$17,000	3	9%
\$18, 000 to \$23,000	1	3%
\$30,000 to \$35,000	1	3%
Full- Time Salary Ranges		
\$18, 000 to \$23,000	2	6%
\$24,000 to \$29,000	12	35%
\$30,000 to \$35,000	4	12%
\$36,000 to \$41,000	1	3%
\$42,000 to \$47,000	1	3%
\$48,000 to \$53,000	-	-
\$54,000 to \$59,000	4	12%
\$60,000 to \$65,000	3	9%
\$65,000 +	2	6%

Degree Program Outcomes

Degree/ Diploma/ Certificate	Number of Graduates	Number of Respondents by Degree	Number Continuing Education	Number Employed Full-time in Field	Number Employed Part-time in Field	Number Employed in Field	Number Reporting Salary	Salary Range FT= Full-time /PT= Part Time	Number Unemployed Seeking Employment	Number Not Seeking Employment for Other Reasons
Accounting (A.S)	8	7	5	1	—	1	1	\$30,000 - \$35,000	1	—
Architectural/Civil: CAD and Design Technology (A.A.S)	5	1	1	—	—	—	—	—	—	—
Business Administration (A.S.)	6	5	5	—	—	—	—	—	—	—
Business Management (A.A.S) & (Online)	29	18	11	3	—	3	3	\$18,000 - \$23,000 \$24,000 - \$29,000 \$65,000 +	1	3
Child Development (A.A.S.)	7	3	1	—	1	1	1	\$12,000 - \$17,000 (PT)	—	1
Child Development (Certificate)	1	1	—	—	1	1	—	—	—	—
CICT - Network Administration (A.A.S)	13	7	2	3	—	3	2	\$24,000 - \$29,000	—	2
Computer Science (A.S.)	1	1	—	1	—	1	1	\$24,000 - \$29,000	—	—
Computer Support Specialist (Certificate)	1	—	—	—	—	—	—	—	—	—
Criminal Justice (A.A.S)	5	4	1	1	1	2	1	\$24,000 - \$29,000	—	1
Criminal Justice (A.S.)	5	3	2	—	—	—	—	—	1	—
Early Childhood Education (A.A.)	4	3	1	1	1	2	2	\$12,000 - \$17,000 (PT) \$24,000 - \$29,000 (FT)	—	—
Electric Utility (A.A.S.)	14	10	—	10	—	10	8	\$54,000 - \$59,000 (4) \$60,000 - \$65,000 (3) \$65,000 + (1)	—	—
Health Professions - Histotechnology (A.A.S.)	4	3	1	1	—	1	1	\$42,000 - \$47,000	1	—
Health Professions - Radiologic Technology (A.A.S.)	9	5	—	3	2	5	2	\$30,000 - \$35,000 \$36,000 - \$41,000	—	—
Healthcare Information Specialist (A.A.S.)	4	2	1	1	—	1	1	\$24,000 - \$29,000	—	—
Human Services - Generalist (A.A.S)	3	3	1	1	1	2	2	\$12,000- \$17,000 (PT) \$24,000 - \$29,000 (FT)	—	—
Information Technology - Server Admin. (A.A.S.)	1	—	—	—	—	—	—	—	—	—
Liberal Arts (AA)	52	35	29	—	—	—	—	—	—	6
Media Production (A.A.S.)	4	1	1	—	—	—	—	—	—	—
Medical Assisting Technology (A.A.S)	11	7	—	4	1	5	3	\$18,000 - \$23,000 \$24,000 - \$29,000 (2)	—	2
Medical Coding Specialist (Diploma)	7	1	—	1	—	1	—	—	—	—
Pharmacy Technician (Certificate)	5	3	—	3	—	3	3	\$24,000 to \$29,000	—	—
Pre-Health Professions (A.S.)	5	3	3	—	—	—	—	—	—	—
Psychology (A.A.)	8	8	7	1	—	1	1	\$30,000 - \$35,000	—	—
Small Business Management (A.A.S.)	2	1	—	—	—	—	—	—	—	1
Teacher Education Transfer (A.A.)	2	2	2	—	—	—	—	—	—	—
Technology Management (A.A.S.)	2	—	—	—	—	—	—	—	—	—
Welding Technology (A.A.S.)	2	1	—	1	—	1	1	\$30,000- \$35,000	—	—

Three (3) students received dual degrees/certificates during the December 2017- May 2018 academic year. Two hundred twenty (220) degrees were awarded to two hundred seventeen (217) individuals.

* Number of Respondents: A total of 137 individuals responded to the first destination graduate survey. Out of the 137 respondents, 138 degrees were awarded.

* One student was enrolled in both the A.A. Liberal Arts and Sciences and A.S. Business Administration degree programs. The individual indicated that they plan to transfer to a 4 year college.

Employment Status

Degree/ Diploma/ Certificate	Number Employed Full-time in Field	Number Employed Part-time in Field	Number Reporting Salary	Salary Range FT= Full-time /PT= Part Time
Accounting (A.S)	1	—	1	\$30,000 - \$35,000
Architectural/Civil: CAD and Design Technology (A.A.S)	—	—	—	—
Business Administration (A.S.)	—	—	—	—
Business Management (A.A.S) & (Online)	3	—	3	\$18,000 - \$23,000 \$24,000 - \$29,000 \$65,000 +
Child Development (A.A.S.)	—	1	1	\$12,000 - \$17,000 (PT)
Child Development (Certificate)	—	1	—	—
CICT - Network Administration (A.A.S)	3	—	2	\$24,000 - \$29,000
Computer Science (A.S.)	1	—	1	\$24,000 - \$29,000
Computer Support Specialist (Certificate)	—	—	—	—
Criminal Justice (A.A.S)	1	1	1	\$24,000 - \$29,000
Criminal Justice (A.S.)	—	—	—	—
Early Childhood Education (A.A.)	1	1	2	\$12,000 - \$17,000 (PT) \$24,000 - \$29,000 (FT)
Electric Utility (A.A.S.)	10	—	8	\$54,000 - \$59,000 (4) \$60,000 - \$65,000 (3) \$65,000 + (1)
Health Professions - Histotechnology (A.A.S.)	1	—	1	\$42,000 - \$47,000
Health Professions - Radiologic Technology (A.A.S.)	3	2	2	\$30,000 - \$35,000 \$36,000 - \$41,000
Healthcare Information Specialist (A.A.S.)	1	—	1	\$24,000 - \$29,000
Human Services - Generalist (A.A.S)	1	1	2	\$12,000- \$17,000 (PT) \$24,000 - \$29,000 (FT)
Information Technology - Server Admin. (A.A.S.)	—	—	—	—
Liberal Arts (AA)	—	—	—	—
Media Production (A.A.S.)	—	—	—	—
Medical Assisting Technology (A.A.S)	4	1	3	\$18,000 - \$23,000 \$24,000 - \$29,000 (2)
Medical Coding Specialist (Diploma)	1	—	—	—
Pharmacy Technician (Certificate)	3	—	3	\$24,000 to \$29,000
Pre-Health Professions (A.S.)	—	—	—	—
Psychology (A.A.)	1	—	1	\$30,000 - \$35,000
Small Business Management (A.A.S.)	—	—	—	—
Teacher Education Transfer (A.A.)	—	—	—	—
Technology Management (A.A.S.)	—	—	—	—
Welding Technology (A.A.S.)	1	—	1	\$30,000- \$35,000

Employer & Transfer Information

ACCOUNTING (A.S)Transfer:

Indiana University of Pennsylvania - IUP
 Mount Aloysius College

Saint Francis University (2)
 University of Pittsburgh at Johnstown – UPJ

Job Title(s):

Administrative Assistant

ARCHITECTURAL/CIVIL: CAD AND DESIGN TECHNOLOGY (A.A.S)Transfer:

Penn College

BUSINESS ADMINISTRATION (A.S.)Transfer:

Indiana University of Pennsylvania - IUP
 Pennsylvania State University

Saint Francis University (2)
 University of Pittsburgh

BUSINESS MANAGEMENT (A.A.S) & (ONLINE)Transfer:

Ashford University
 Grand Canyon University
 Grantham University
 Independence University

Lock Haven University
 Mount Aloysius College (2)
 Saint Francis University (2)
 Slippery Rock University

Employer(s):

Blair Companies
 Brant's Driving School

RDM-Johnstown, LLC

CHILD DEVELOPMENT (A.A.S.)Transfer:

Indiana University of Pennsylvania

Job Title(s):

Pre-school Teacher

CICT - NETWORK ADMINISTRATION (A.A.S)Transfer:

Arizona State University

Mount Aloysius College

Employer(s):

Atlantic Broadband
 Inshore Technologies

The EADS Group

CRIMINAL JUSTICE (A.A.S) & CRIMINAL JUSTICE (A.S.)Transfer:

Indiana University of Pennsylvania – IUP

California University of Pennsylvania

Job Title(s):

Youth Care Worker

EARLY CHILDHOOD EDUCATION (A.A.)

Transfer:

Mount Aloysius College

Job Title(s):

Assistant Teacher (2)

ELECTRIC UTILITY (A.A.S.)

Employer(s):

West Penn Power
Penelec

First Energy

HEALTH PROFESSIONS - HISTOTECHNOLOGY (A.A.S.)

Job Title(s):

Histotechnician

Transfer:

University of Pittsburgh at Johnstown – UPJ

HEALTH PROFESSIONS - RADIOLOGIC TECHNOLOGY (A.A.S.)

Employer(s):

UVA Health System
Chan Soon-Shiong Medical Center
Ear Nose & Throat Associates

Conemaugh Memorial Medical Center
iCare Medical Urgent Care

HEALTHCARE INFORMATION SPECIALIST (A.A.S.)

Job Title(s):

Scribe

Transfer:

University of Pittsburgh at Johnstown – UPJ

HUMAN SERVICES - GENERALIST (A.A.S)

Transfer:

Post University

Employer(s):

Alternative Community Resource Group

The Learning Lamp

LIBERAL ARTS (A.A.)

Transfer:

Ashford University
California University of PA (2)
Conemaugh Memorial Medical Center (2)
Duquesne University
Geneva College
Greater Johnstown CTC
Indiana University of Pennsylvania - IUP (5)

Mount Aloysius College
Pennsylvania State University
Shippensburg University
Slippery Rock University
Southern New Hampshire University
University of Pittsburgh (5)
University of Pittsburgh at Johnstown - UPJ (3)

MEDIA PRODUCTION (A.A.S.)

Transfer:

Robert Morris

MEDICAL ASSISTING TECHNOLOGY (A.A.S)

Employer(s):

CPG Duke LifePoint
UPMC
UPMC Mainline Medical

WindberCare Physicians
Wisniewski Medical Practice

MEDICAL CODING SPECIALIST (DIPLOMA)	
<u>Employer(s):</u> Icare Medical Center	
PHARMACY TECHNICIAN (CERTIFICATE)	
<u>Employer(s):</u> Conemaugh Health System (3)	
PRE-HEALTH PROFESSIONS (A.S.)	
<u>Transfer:</u>	
Clarion University	Conemaugh School of Nursing
Conemaugh School of Histotechnology	
PSYCHOLOGY (A.A.)	
<u>Transfer:</u>	
Clarion University	Saint Francis University (2)
Indiana University of Pennsylvania - IUP	University of Pittsburgh
Mount Aloysius College	University of Pittsburgh at Johnstown - UPJ
<u>Job Title(s):</u> Youth Development Aide	
TEACHER EDUCATION TRANSFER (A.A.)	
<u>Transfer:</u>	
Point Park University	Indiana University of Pennsylvania – IUP
WELDING TECHNOLOGY (A.A.S.)	
<u>Job Title(s):</u> Lead Fabricator/Welder	